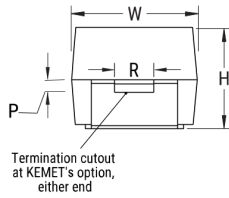
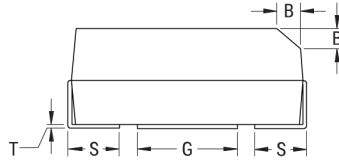


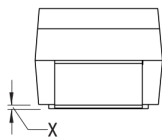
**CATHODE (-) END VIEW**



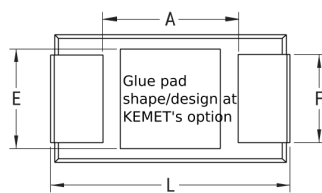
**SIDE VIEW**



**ANODE (+) END VIEW**



**BOTTOM VIEW**



Click [here](#) for the 3D model.

#### Dimensions

Footprint	3528
L	3.5mm +/-0.2mm
W	2.8mm +/-0.2mm
H	1.9mm +/-0.2mm
T	0.13mm REF
S	0.8mm +0.1/-0.3mm
F	2.2mm +/-0.1mm
A	1.9mm MIN
B	0.4mm +/-0.15mm
E	2.2mm REF
G	1.8mm REF
P	0.5mm REF
R	1mm REF
X	0.1mm +/-0.1mm REF

#### Packaging Specifications

Packaging	T&R, 178mm
Packaging Quantity	2000

#### General Information

Series	T495
Dielectric	MnO <sub>2</sub> Tantalum
Style	SMD Chip
Description	SMD, MnO <sub>2</sub> , Molded, Low ESR
Features	Low ESR
RoHS	Yes
Termination	Tin
AEC-Q200	No
Typical Component Weight	107.45 mg
Shelf Life	156 Weeks
MSL	1

#### Specifications

Capacitance	1 $\mu$ F
Capacitance Tolerance	10%
Voltage DC	35 VDC (85C), 23.45 VDC (125C)
Temperature Range	-55/+125°C
Rated Temperature	85°C
Dissipation Factor	4% 120Hz 25C
Failure Rate	N/A
ESR	1700 mOhms (100kHz 25C)
Ripple Current	224 mA (rms, 100kHz 25C), 201.6 mA (rms, 85C), 89.6 mA (rms, 125C)
Leakage Current	0.5 $\mu$ A (5min 25°C)