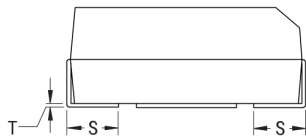


**CATHODE (-) END VIEW**

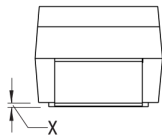


Termination outset at KEMET's option, either end

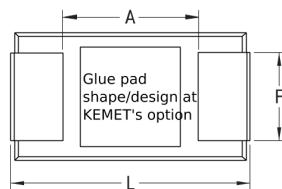
**SIDE VIEW**



**ANODE (+) END VIEW**



**BOTTOM VIEW**



Click [here](#) for the 3D model.

**Dimensions**

Footprint	7343
L	7.3mm +/-0.3mm
W	4.3mm +/-0.3mm
H	1.8mm +/-0.2mm
T	0.13mm REF
S	1.3mm +/-0.3mm
F	2.4mm +/-0.1mm
A	3.8mm MIN
X	0.05mm REF

**Packaging Specifications**

Packaging	T&R, 178mm
Packaging Quantity	1000

**General Information**

Series	T521
Dielectric	Polymer Tantalum
Style	SMD Chip
Description	SMD, Polymer, Molded, Low ESR, Non-Combustible
Features	Low ESR, High Voltage
RoHS	Yes
Termination	Tin
AEC-Q200	No
Typical Component Weight	274.3 mg
Shelf Life	52 Weeks
MSL	3

**Specifications**

Capacitance	150 uF
Capacitance Tolerance	20%
Voltage DC	16 VDC (105C)
Temperature Range	-55/+105°C
Rated Temperature	105°C
Life	2000 Hrs (105C)
Humidity	60C, 90% RH, 500 Hours, No Load
Dissipation Factor	10% 120Hz 25C
Failure Rate	N/A
ESR	70 mOhms (100kHz 25C)
Ripple Current	1960 mA (rms, 100kHz 45C), 1372 mA (rms, 85C), 490 mA (rms, 105C)
Leakage Current	120 uA (5min 25°C)