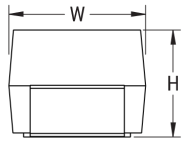
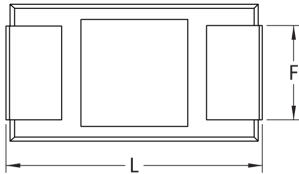
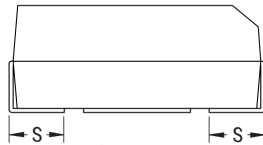


BOTTOM VIEW



CATHODE (-) END VIEW



SIDE VIEW

Click [here](#) for the 3D model.

Dimensions

| | |
|---|-----------------|
| L | 24.5mm +/-0.5mm |
| W | 8.5mm +/-0.5mm |
| H | 9.1mm +/-0.5mm |
| S | 3mm +/-0.3mm |
| F | 4.2mm +/-0.5mm |

Packaging Specifications

| | |
|--------------------|-----------|
| Packaging | Bulk, Box |
| Packaging Quantity | 100 |

General Information

| | |
|--------------------------|--|
| Series | T555 |
| Dielectric | Polymer Tantalum |
| Style | SMD Chip |
| RoHS | No |
| Prop 65 | ⚠ WARNING: Cancer and reproductive harm - http://www.p65warnings.ca.gov . |
| SCIP Number | fa70b84a-ebdb-4f97-bf07-19fe562c6755 |
| Termination | Solder Coated |
| AEC-Q200 | No |
| Typical Component Weight | 5.54 g |
| Shelf Life | 156 Weeks |

Specifications

| | |
|-------------------------|--|
| Capacitance | 47 uF |
| Capacitance Tolerance | 10% |
| Voltage DC | 50 VDC, 39 VDC (105°C), 57.5 VDC (85°C) |
| Temperature Range | -55/+105°C |
| Rated Temperature | 85°C |
| Life | 2000 Hrs |
| Dissipation Factor | 5% (120Hz 25C) |
| Failure Rate | N/A |
| ESR | 150 mOhm (100kHz 25C) |
| Ripple Current | 1350 mAmps (40kHz 85C) |
| Leakage Current | 17.6 uA (5min 25°C) |
| Testing and Reliability | 25C +/-5C, 10 cycles, after constant voltage conditioning (KEMET standard) |