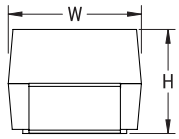
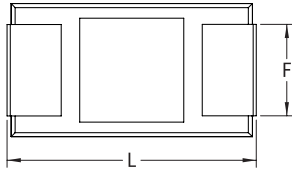
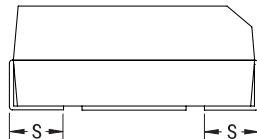


**BOTTOM VIEW**



**CATHODE (-) END VIEW**



**SIDE VIEW**

Click [here](#) for the 3D model.

**Dimensions**

L	24.5mm +/-0.5mm
W	8.5mm +/-0.5mm
H	9.1mm +/-0.5mm
S	3mm MIN
F	4.2mm +/-0.5mm

**Packaging Specifications**

Packaging	Bulk, Box
Packaging Quantity	100

**General Information**

Series	T556
Dielectric	Polymer Tantalum
Style	SMD Chip
RoHS	No
Prop 65	<b>WARNING:</b> Cancer and reproductive harm - <a href="https://www.p65warnings.ca.gov/">https://www.p65warnings.ca.gov/</a>
SCIP Number	fa70b84a-ebdb-4f97-bf07-19fe562c6755
Termination	Solder Coated
AEC-Q200	No
Typical Component Weight	5.54 g
Shelf Life	156 Weeks

**Specifications**

Capacitance	390 uF
Capacitance Tolerance	10%
Voltage DC	15 VDC, 11.7 VDC (105°C), 9.9 VDC (125°C)
Temperature Range	-55/+125°C
Life	2000 Hrs
Dissipation Factor	5% (120Hz 25C)
Failure Rate	N/A
ESR	90 mOhm (100kHz 25C)
Ripple Current	1750 mAmps (40kHz 85C)
Leakage Current	43.9 uA (5min 25°C)

Statements of suitability for certain applications are based on our knowledge of typical operating conditions for such applications, but are not intended to constitute - and we specifically disclaim - any warranty concerning suitability for a specific customer application or use. This Information is intended for use only by customers who have the requisite experience and capability to determine the correct products for their application. Any technical advice inferred from this Information or otherwise provided by us with reference to the use of our products is given gratis, and we assume no obligation or liability for the advice given or results obtained.