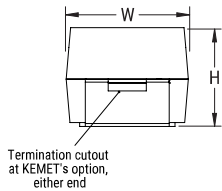
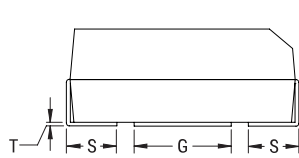


CATHODE (-) END VIEW



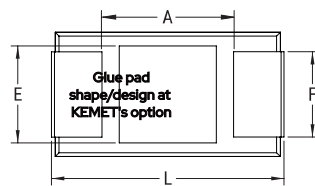
SIDE VIEW



ANODE (+) END VIEW



BOTTOM VIEW



Click [here](#) for the 3D model.

General Information

Series	T490
Dielectric	MnO ₂ Tantalum
Style	SMD Chip
Description	SMD, MnO ₂ , Molded, Low Profile, Consumer
RoHS	Yes
Termination	Tin
Typical Component Weight	63.89 mg
Shelf Life	156 Weeks
MSL	1

Dimensions

L	3.5mm +/-0.2mm
W	2.8mm +/-0.2mm
H	1.1mm +/-0.1mm
T	0.13mm REF
S	0.8mm +0.2/-0.3mm
F	2.2mm +/-0.1mm
A	1.9mm MIN
E	2.2mm REF
G	1.8mm REF
X	0.05mm REF

Packaging Specifications

Packaging	T&R, 178mm
Packaging Quantity	2500

Specifications

Capacitance	47 uF
Tolerance	20%
Voltage DC	10 VDC (40C), 5 VDC (85C), 2 VDC (125C)
Temperature Range	-55/+125°C
Rated Temperature	40°C
Humidity	40C, 93% RH, 1000 Hours, No Load
Failure Rate	N/A
ESR	1 Ohms (100kHz 25C)
Ripple Current	265 mAmps (100kHz 25C), 238.5 mAmps (40C), 106 mAmps (125C)
Leakage Current	4.7 uA (5min 25°C)

Statements of suitability for certain applications are based on our knowledge of typical operating conditions for such applications, but are not intended to constitute - and we specifically disclaim - any warranty concerning suitability for a specific customer application or use. This Information is intended for use only by customers who have the requisite experience and capability to determine the correct products for their application. Any technical advice inferred from this Information or otherwise provided by us with reference to the use of our products is given gratis, and we assume no obligation or liability for the advice given or results obtained.