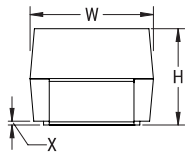


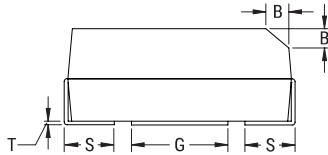
T493B476K004BH6220

T493 HRA, Tantalum, MnO₂ Tantalum, HRA, 47 uF, 10%, 4 VDC, SMD, MnO₂, Molded, High Reliability, B (0.1%/1000 Hrs), 500 mOhms, 3528, 2.1 mm, 0.8 mm

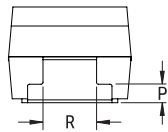
CATHODE (-) END VIEW



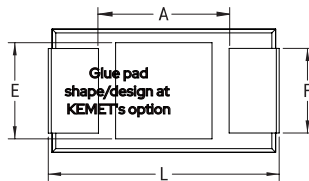
SIDE VIEW



ANODE (+) END VIEW



BOTTOM VIEW



Click [here](#) for the 3D model.

General Information

| | |
|--------------------------|---|
| Series | T493 HRA |
| Dielectric | MnO ₂ Tantalum |
| Style | SMD Chip |
| Description | SMD, MnO ₂ , Molded, High Reliability |
| Features | High Reliability |
| RoHS | No |
| Prop 65 | WARNING: Cancer and reproductive harm - https://www.p65warnings.ca.gov/ |
| SCIP Number | 1dd2e1b8-26dd-4d52-927c-6f9d519011aa |
| Termination | Tin Lead (SnPb) |
| AEC-Q200 | No |
| Typical Component Weight | 102.3 mg |
| Notes | P and R dimensions represents the minimum solderable area of the termination surface entirely below cutout (if one is present). |

Dimensions

| | |
|---|--------------------|
| L | 3.5mm +/-0.2mm |
| W | 2.8mm +/-0.2mm |
| H | 1.9mm +/-0.2mm |
| T | 0.13mm REF |
| S | 0.8mm +/-0.3mm |
| F | 2.2mm +/-0.1mm |
| A | 1.9mm MIN |
| B | 0.4mm +/-0.15mm |
| E | 2.2mm REF |
| G | 1.8mm REF |
| P | 0.35mm MIN |
| R | 1mm REF |
| X | 0.1mm +/-0.1mm REF |

Specifications

| | |
|-------------------------|---|
| Capacitance | 47 uF |
| Tolerance | 10% |
| Voltage DC | 4 VDC (85C), 2.68 VDC (125C) |
| Temperature Range | -55/+125°C |
| Rated Temperature | 85°C |
| Dissipation Factor | 6% 120Hz 25C |
| Failure Rate | B (0.1%/1000 Hrs) |
| ESR | 0.5 Ohms (100kHz 25C) |
| Ripple Current | 387 mA (rms, 100kHz 25C) |
| Leakage Current | 1.9 uA (5min 25°C) |
| Testing and Reliability | 10 Cycles Surge Current Testing At +25C After Weibull |

Packaging Specifications

| | |
|--------------------|------------|
| Packaging | T&R, 178mm |
| Packaging Quantity | 2000 |

Statements of suitability for certain applications are based on our knowledge of typical operating conditions for such applications, but are not intended to constitute - and we specifically disclaim - any warranty concerning suitability for a specific customer application or use. This Information is intended for use only by customers who have the requisite experience and capability to determine the correct products for their application. Any technical advice inferred from this Information or otherwise provided by us with reference to the use of our products is given gratis, and we assume no obligation or liability for the advice given or results obtained.