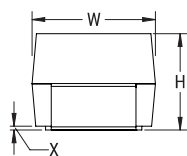
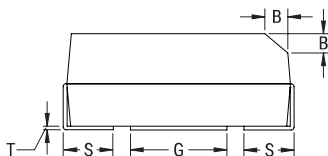


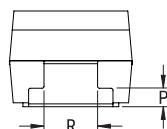
CATHODE (-) END VIEW



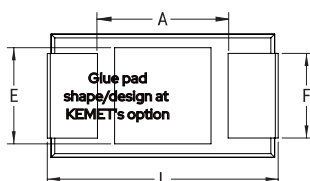
SIDE VIEW



ANODE (+) END VIEW



BOTTOM VIEW



Click [here](#) for the 3D model.

#### General Information

Series	T496 HRA
Dielectric	MnO2 Tantalum
Style	SMD Chip
Description	SMD, MnO2, Molded, Military, Fused, High Reliability
Features	Internal Fuse, High Reliability
RoHS	No
Prop 65	<b>WARNING:</b> Cancer and reproductive harm - <a href="https://www.p65warnings.ca.gov/">https://www.p65warnings.ca.gov/</a>
SCIP Number	1dd2e1b8-26dd-4d52-927c-6f9d519011aa
Termination	Tin Lead (SnPb)
AEC-Q200	No
Typical Component Weight	107.45 mg

#### Dimensions

L	3.5mm +/-0.2mm
W	2.8mm +/-0.2mm
H	1.9mm +/-0.2mm
T	0.13mm REF
S	0.8mm +/-0.3mm
F	2.2mm +/-0.1mm
A	1.9mm MIN
B	0.4mm +/-0.15mm
E	2.2mm REF
G	1.8mm REF
P	0.4mm REF
R	1.5mm REF
X	0.1mm +/-0.1mm REF

#### Packaging Specifications

Packaging	T&R, 178mm
Packaging Quantity	2000

#### Specifications

Capacitance	1 uF
Tolerance	20%
Voltage DC	25 VDC (85C), 16.75 VDC (125C)
Temperature Range	-55/+125°C
Rated Temperature	85°C
Dissipation Factor	4% 120Hz 25C
Failure Rate	B (0.1%/1000 Hrs)
ESR	5000 mOhms (100kHz 25C)
Ripple Current	130 mA (rms, 100kHz 25C)
Leakage Current	0.3 uA (5min 25°C)
Testing and Reliability	Tested To Meet The Established Reliability